

Procedure:

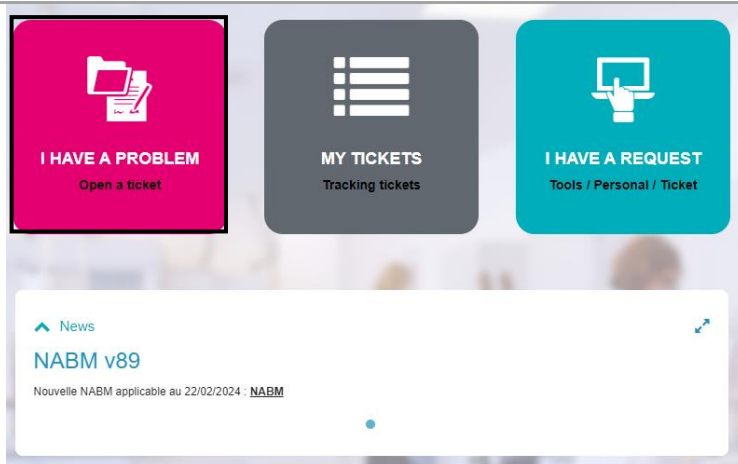
# Create a support request



### Non-Disclosure Agreement:

This document contains confidential business information. It is protected by the legal provisions in force. This document and the information contained therein remain the sole and exclusive property of TECHNIDATA, their use being strictly reserved for TECHNIDATA's customers and employees. The user shall refrain from any disclosure to third parties or any reproduction, in whole or in part, by any means whatsoever, without the express written consent of TECHNIDATA.

Once you are connected to your user account, click on « I have a problem »



The beneficiaries and the location fields are already filled in.

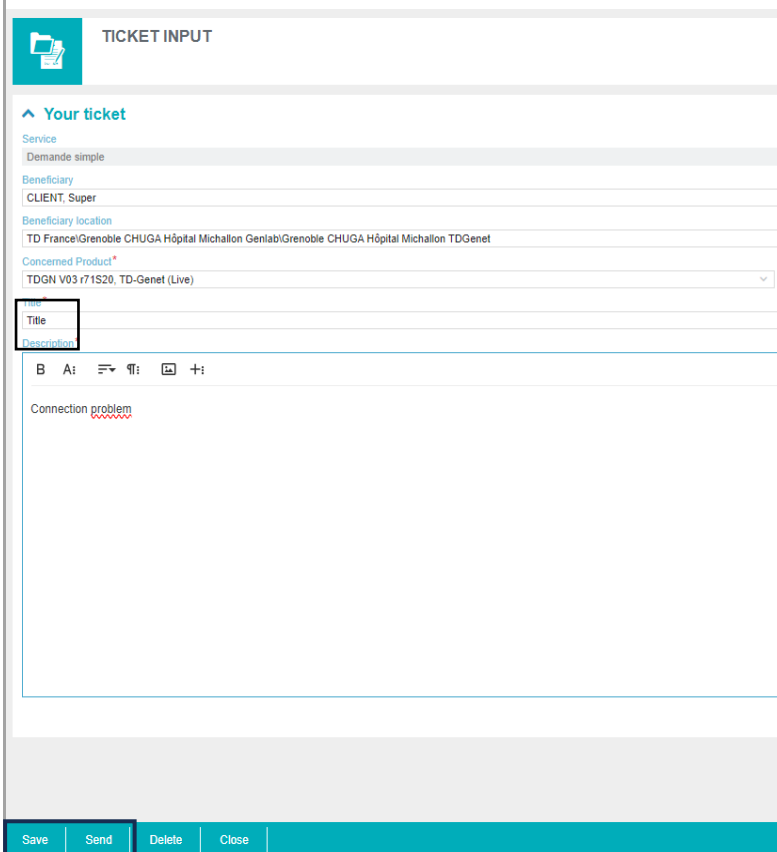
Select the product.





Add a title, a description, and your phone number.

The default priority is 2. You can change it.

You also have the possibility to attach documents.

Then, click on "save" to save your request as a draft, or on "send" to send it directly to TECHNIDATA services.



	<p>Phone* 0606060606</p> <p>Priorité P2</p> <p>  </p> <p>Drop your attachments here</p> <p><small>As a complement to data protection regulation compliance, please send to Technidata only the necessary information that could contribute to processing an incident and delete or anonymize all other personal data unless they are absolutely necessary to solve the incident. Technidata reserves the right to refuse any request that contravene these additional measures</small></p>
Your ticket number is 307 and has been sent.	<p>Your ticket No. DOS0000307 has been sent. </p>

**End of the procedure**

**Should you have any question,  
please contact your local support team.**

Our team is at your disposal!



# TECHNIDATA

## MEDICAL SOFTWARE

